



Modeling Halves (A)




In this model,
there are two
parts. One part is
shaded

$\frac{1}{2}$ part shaded
 $\frac{1}{2}$ parts

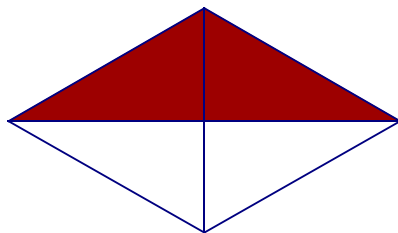
For each model, write a fraction that describes it.




—




—




—



—



—

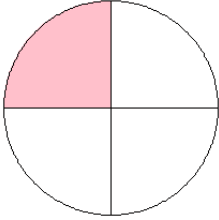


—

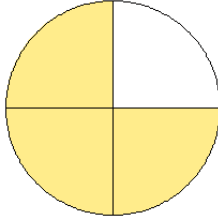
Fraction Models (A)

What fraction is shown in each model?

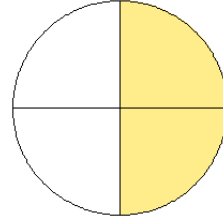
1.



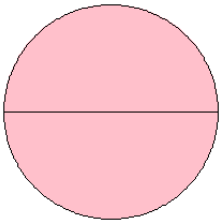
2.



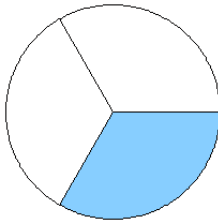
3.



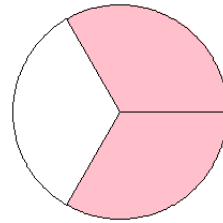
4.



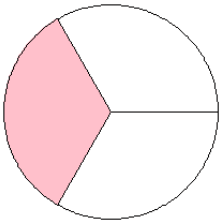
5.



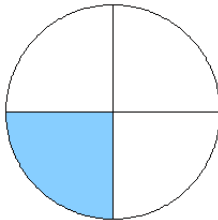
6.



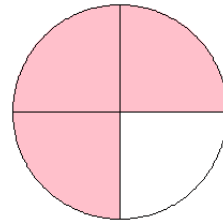
7.




8.



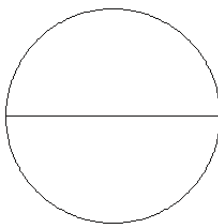
9.



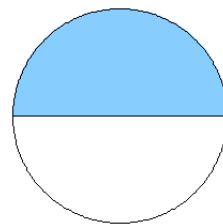
10.



11.



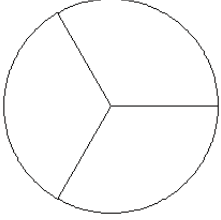
12.



Fraction Models (A)

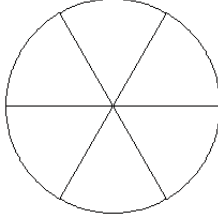
Color sections of each circle to model each fraction.

1.



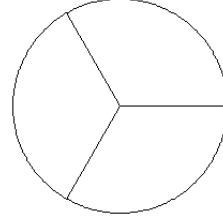
$$\frac{1}{3}$$

2.



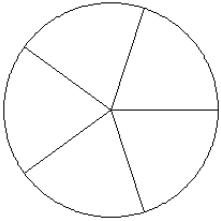
$$\frac{3}{6}$$

3.



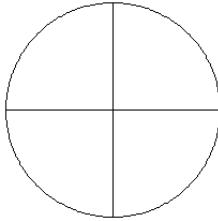
$$\frac{2}{3}$$

4.



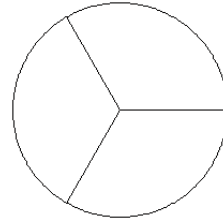
$$\frac{0}{5}$$

5.



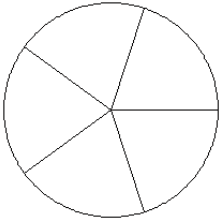
$$\frac{3}{4}$$

6.



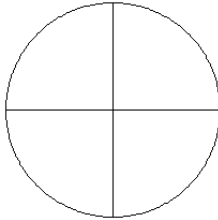
$$\frac{3}{3}$$

7.



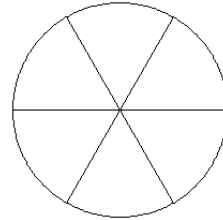
$$\frac{3}{5}$$

8.



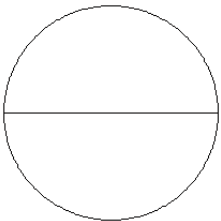
$$\frac{2}{4}$$

9.



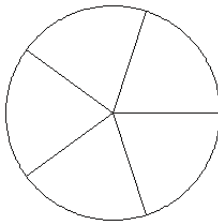
$$\frac{4}{6}$$

10.



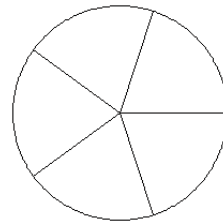
$$\frac{2}{2}$$

11.



$$\frac{4}{5}$$

12.



$$\frac{2}{5}$$